








Brown Bag Syllables Practice

www.sowgifted.com





Lesson Directions: Print out pictures of food (preferably on thick cardstock if available – if not, regular paper is fine). **Lesson Extension or alternative:** Use MAGAZINES!!! Go through magazines and find food (or whatever interests your child) and have them complete the steps below.

1. Have your child say the name of the food (provide help if needed)
2. Tell your child to place the food in a brown paper bag labeled with number 1, 2, 3, or 4 based on the number of syllables heard in the word.

****If you don't have brown paper bags, use anything around the house (paper plate, cups, etc.)